

## Therapeutic – Vaccine Platform

### Immunotargeting vaccine platform

#### Lead Inventors:

Jean-Philippe Julien, *The Hospital for Sick Children*  
Brian Barber, *University of Toronto*

#### Licensing Associate:

Stephanie Tammam, [stephanie.tammam@sickkids.ca](mailto:stephanie.tammam@sickkids.ca)

#### Background

Our interconnected world enables rapid spread of emerging infectious diseases and variants, highlighting the need for efficient, adaptable vaccine development platforms.

Despite vaccine successes, the recent pandemic has revealed gaps and challenges, including the need for: 1) Rapid and less costly vaccine development, 2) Modular platforms with broad neutralizing capabilities against the newest strains and diseases, 3) Stronger B cell responses to prevent initial infection, and 4) Vaccines that don't require extreme cold chain storage.

#### Description of the Invention

Jean-Philippe Julien and Brian Barber created a vaccine platform from a fully humanized monoclonal antibody recognizing HLA-DR, called the ImmunoTargeting Vaccine (ITV) (Figure 1). The platform is a modular, adjuvant-free, pan-HLA-DR-immunotargeting subunit vaccine with broad HLA-DR reactivity for effectiveness across diverse human populations (Figure 2). The ITV was created with the challenges above in mind:

1) The adjuvant-free formulation bypasses complex, timely, and expensive processes of

developing a new adjuvant or testing new antigens with established adjuvants. With platform vaccines, the issue is amplified, as the adjuvant must be tested with each antigen alone, and then with the full combination of antigens.

2) The antibody can be fused to up to four different cargo, including antigens and t-cell stimulatory peptides. The modular nature of the platform allows for multivalency and could address antigenic drift.

3) The pan-HLA-DR monoclonal antibody (44H10) delivers viral antigens directly to antigen-presenting cells, eliciting antigen uptake and strong B-cell responses. The additional incorporation of T-cell epitopes facilitates a broader, longer-lasting immune response.

4) The thermostability simplifies storage and distribution, suitable for rural locations and LMICs.

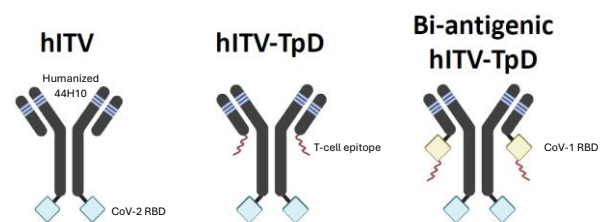


Figure 1. Schematic of the immunotargeting vaccine (ITV). The fully humanized monoclonal antibody provides a modular, adjuvant-free, pan-HLA-DR immunotargeting subunit vaccine platform.

**Keywords:** Vaccine, infectious disease, multivalent vaccine, immune stimulation, antibody, vaccine platform

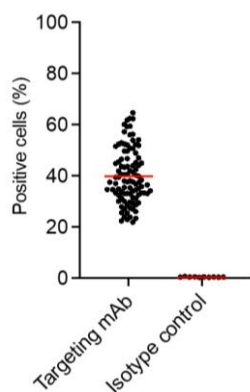


Figure 2. Broad specificity of ITV. Data showing ITV binding to 100% of blood donor derived PBMC of 100 random samples from the Canadian Blood Services.

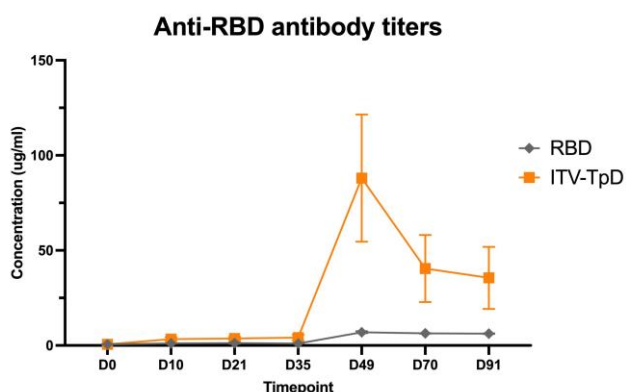


Figure 3. Comparison of unadjuvanted RBD and ITV-TpD demonstrating the boost in antibody response for RBD on the ITV platform

## Commercial Applications

We believe ITV could address vaccine shortcomings and improve immune responses, especially in the most vulnerable (elderly, immunocompromised, cancer patients, non-responders), who often have weaker and rapidly waning antibody protection. It also offers pandemic preparedness by quickly engineering multiple antigens onto the platform, for broad, multivalent immune responses, with potential as both a primary vaccine series and a booster for infectious diseases.

Vaccine Market Segment	Market Size (Global 2024 – Millions, USD)
Recominant Vaccine Market	\$21,130.97 Grand View Research, Vaccine Market Outlook Report
COVID-19 Vaccine Market	\$3,800 BCC PHM014K
Accessible Market	\$38 1% of COVID-19 Vaccine Market

## Developmental Stage

ITV engineered to carry the RBD domain of both SARS-CoV-2 and SARS-CoV-1 has demonstrated pre-clinical POC both in *in vitro* PsV assays and in an *in vitro* rabbit model of infection (Figures 3 and 4).

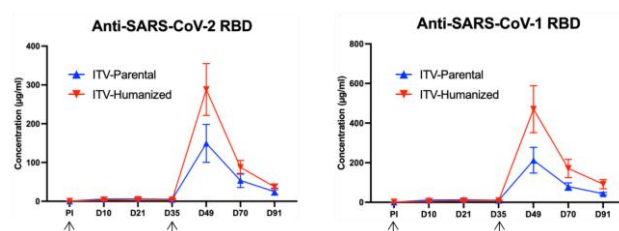


Figure 4. Demonstration of bi-antigenic ITV-TpD to elicit a strong multi-valent antibody response to both SARS-CoV-1 and SARS-CoV-2 RBD in the absence of adjuvant.

The platform is well-evaluated in adjuvant free settings and is ready for more intensive studies evaluating the potential to boost the immune response in the vulnerable.

## Publications & Patents

Kassardjian A, *et. al.*, Antibodies (Basel). 2024 Jul 16;13(3):57.

Pending patent applications: CA 3250551 and US 18/863143

**Seeking strategic partnership / licensing to develop immunotargeted vaccine products**

**Keywords:** Vaccine, infectious disease, multivalent vaccine, immune stimulation, antibody, vaccine platform